

opulent **sheen**
Collection - 2023




RANIBA
— INTERNATIONAL PVT. LTD. —

The Treasury of Royalty



Exclusive flooring
for exclusives



about us

a purveyor of fine ceramic tiles, is a company that prides itself on its unparalleled craftsmanship and unwavering commitment to quality. With a team of skilled artisans and state-of-the-art technology at our disposal, we create tiles that are not only aesthetically pleasing but also durable and long-lasting. Our passion for excellence is reflected in every tile we produce, each one a masterpiece in its own right.

From classic designs to modern motifs, our extensive range of tiles caters to every taste and style, ensuring that our customers can find the perfect tile to enhance the beauty of their homes or businesses.

exquisite features



Fire
reaction



Slip
resistance



Chemical
resistance



Linear thermal
expansion



Water
absorption



Stain
resistance



Frost
resistance



Modulus
of rupture



Transform your space with our eclectic collection of tiles, boasting intricate designs and unique textures that will elevate any space to a work of art with exquisite features that are sure to impress. From elegant designs to bold geometric patterns, our tiles are sourced from around the world to bring you a truly one-of-a-kind selection.



application **areas**

We have a wide range of application areas due to their durability, versatility, and aesthetic appeal. Our tiles can be used everywhere because of their ability to withstand heavy foot traffic, moisture, and extreme temperatures. Some popular application areas include commercial spaces, such as hotels, restaurants, and shopping centers, as well as residential areas like kitchens, bathrooms, and outdoor patios. Additionally, they are available in a variety of colors and patterns to suit any design aesthetic.



Hotels



Housing



Shops



Airports



Museums



Offices



Interiors



Driveways



Public Street



Commercial



Garden



Outdoor

surface & finish

High gloss surfaces are the epitome of modernity and sophistication. They are perfect for contemporary spaces that require a sleek and polished look. These surfaces look exotic and luxurious and can be used in a variety of applications.


The result is a surface that reflects light beautifully, making the space appear brighter and more spacious. Giving your space a fascinating and refined look is always a great way to add a touch of elegance.



600x1200mm
High Gloss



9mm thickness



ARGENTA CHOCO

SURFACE :
HIGH GLOSS

SIZE :
600X1200MM

THICKNESS :
9MM



Fire
reaction



Chemical
resistance



Water
absorption



Frost
resistance



Linear thermal
expansion



Stain
resistance



Modulus
of rupture

ARMANI COFFEE

SURFACE :
HIGH GLOSS

SIZE :
600X1200MM

THICKNESS :
9MM



Fire
reaction



Chemical
resistance



Water
absorption



Frost
resistance



Linear thermal
expansion



Stain
resistance



Modulus
of rupture

AMAZONITE NATURAL

SURFACE :
HIGH GLOSS

SIZE :
600X1200MM

THICKNESS :
9MM



Fire
reaction



Chemical
resistance



Water
absorption



Frost
resistance



Linear thermal
expansion



Stain
resistance



Modulus
of rupture



AMAZONITE NATURAL /

ARMANI GRIS

SURFACE :
HIGH GLOSS

SIZE :
600X1200MM

THICKNESS :
9MM



Fire
reaction



Chemical
resistance



Water
absorption



Frost
resistance



Linear thermal
expansion



Stain
resistance



Modulus
of rupture

ASTURUS BRONZE

SURFACE :
HIGH GLOSS

SIZE :
600X1200MM

THICKNESS :
9MM



Fire
reaction



Chemical
resistance



Water
absorption



Frost
resistance



Linear thermal
expansion



Stain
resistance






Modulus
of rupture

ANGARA CHOCO

SURFACE :
HIGH GLOSS

SIZE :
600X1200MM

THICKNESS :
9MM



Fire
reaction



Chemical
resistance



Water
absorption



Frost
resistance



Linear thermal
expansion



Stain
resistance



Modulus
of rupture



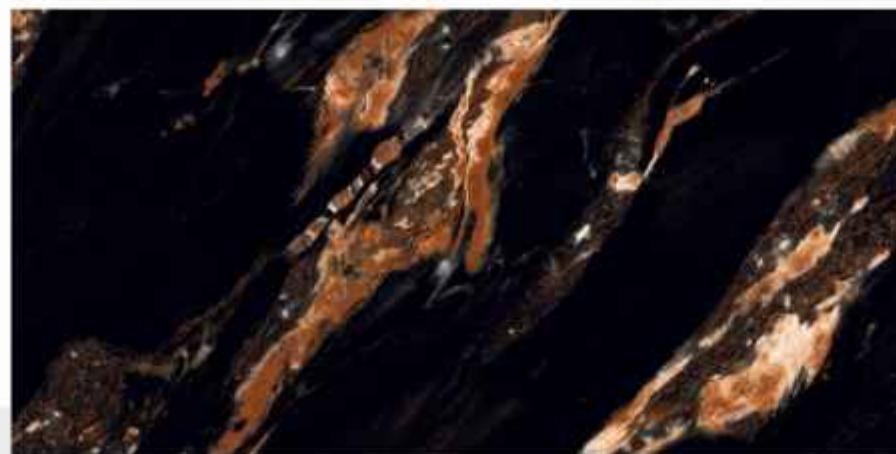
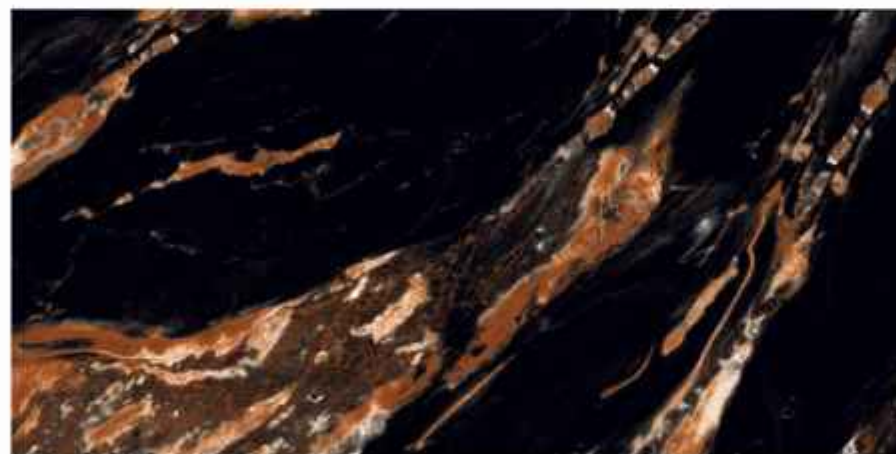
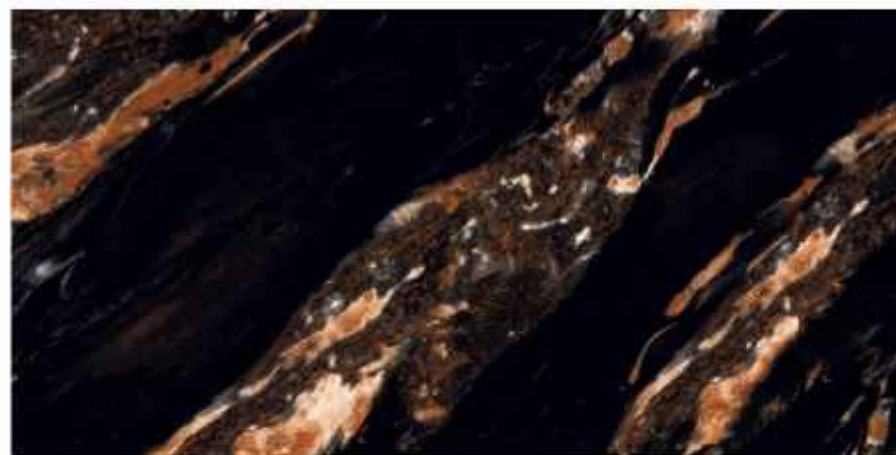
ANGARA CHOCO /

BELGIUM BLACK

SURFACE :
HIGH GLOSS

SIZE :
600X1200MM

THICKNESS :
9MM



Fire
reaction



Chemical
resistance



Water
absorption



Frost
resistance



Linear thermal
expansion



Stain
resistance




Modulus
of rupture

BERLIN WHITE

SURFACE :
HIGH GLOSS

SIZE :
600X1200MM

THICKNESS :
9MM



Fire
reaction



Chemical
resistance



Water
absorption



Frost
resistance



Linear thermal
expansion



Stain
resistance



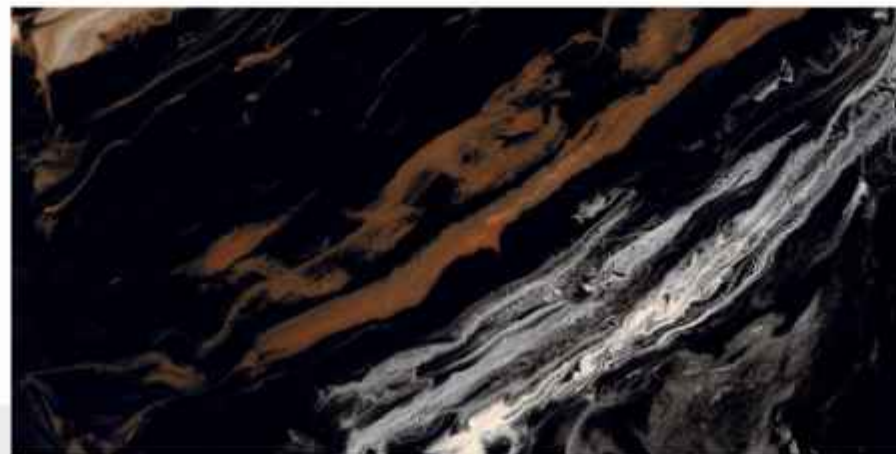
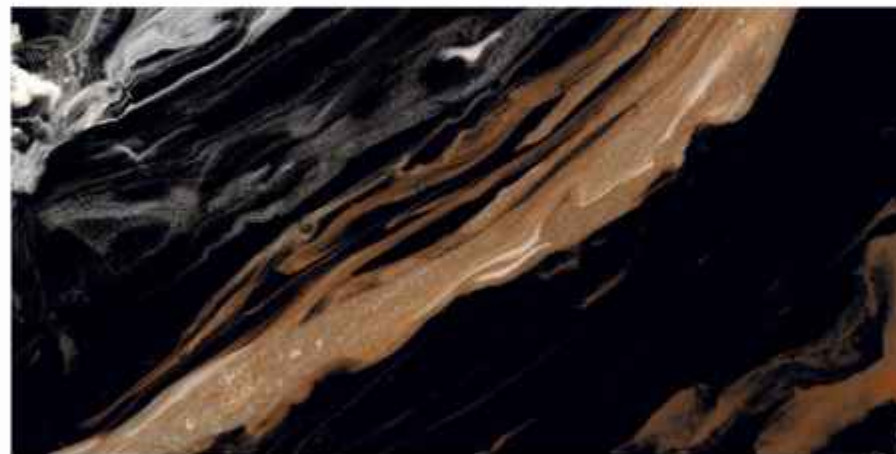
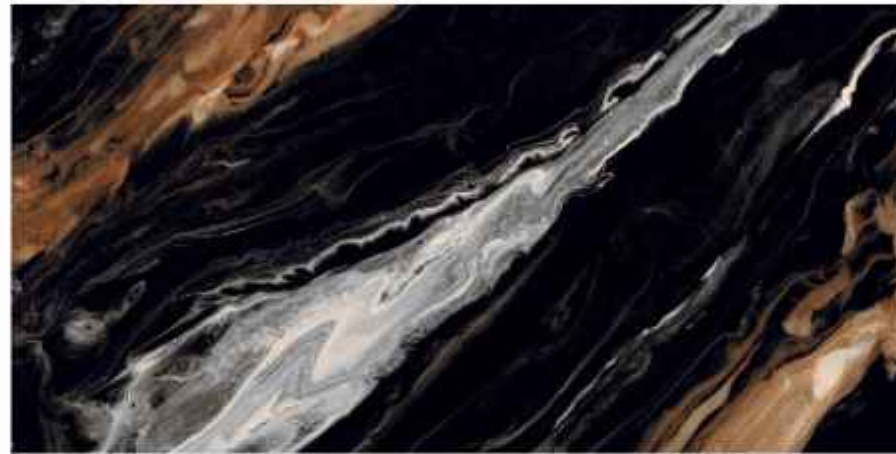
Modulus
of rupture

BLACK DUNE

SURFACE :
HIGH GLOSS

SIZE :
600X1200MM

THICKNESS :
9MM



Fire
reaction



Chemical
resistance



Water
absorption



Frost
resistance



Linear thermal
expansion



Stain
resistance



Modulus
of rupture



BLACK DUNE /

BLACK LAWA

SURFACE :
HIGH GLOSS

SIZE :
600X1200MM

THICKNESS :
9MM



Fire
reaction



Chemical
resistance



Water
absorption



Frost
resistance



Linear thermal
expansion



Stain
resistance




Modulus
of rupture

BOSCO TUSK

SURFACE :
HIGH GLOSS

SIZE :
600X1200MM

THICKNESS :
9MM



Fire
reaction



Chemical
resistance



Water
absorption



Frost
resistance



Linear thermal
expansion



Stain
resistance




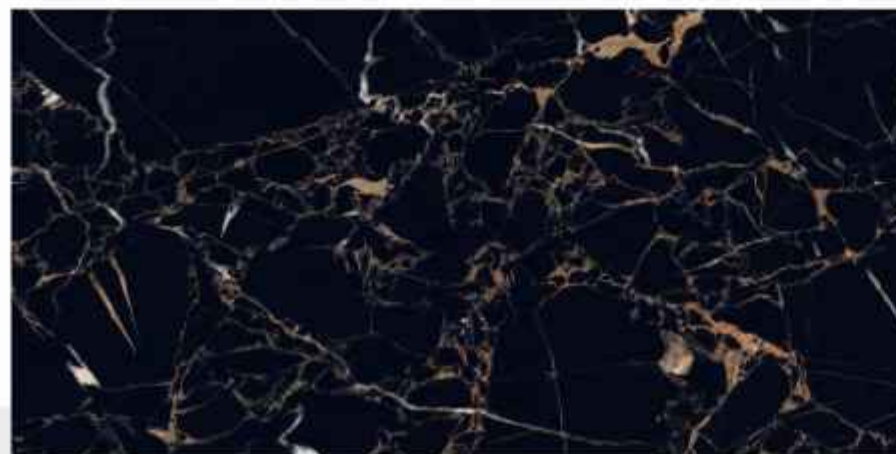

Modulus
of rupture

BRUNO BLACK

SURFACE :
HIGH GLOSS

SIZE :
600X1200MM

THICKNESS :
9MM



Fire
reaction



Chemical
resistance



Water
absorption



Frost
resistance



Linear thermal
expansion



Stain
resistance



Modulus
of rupture



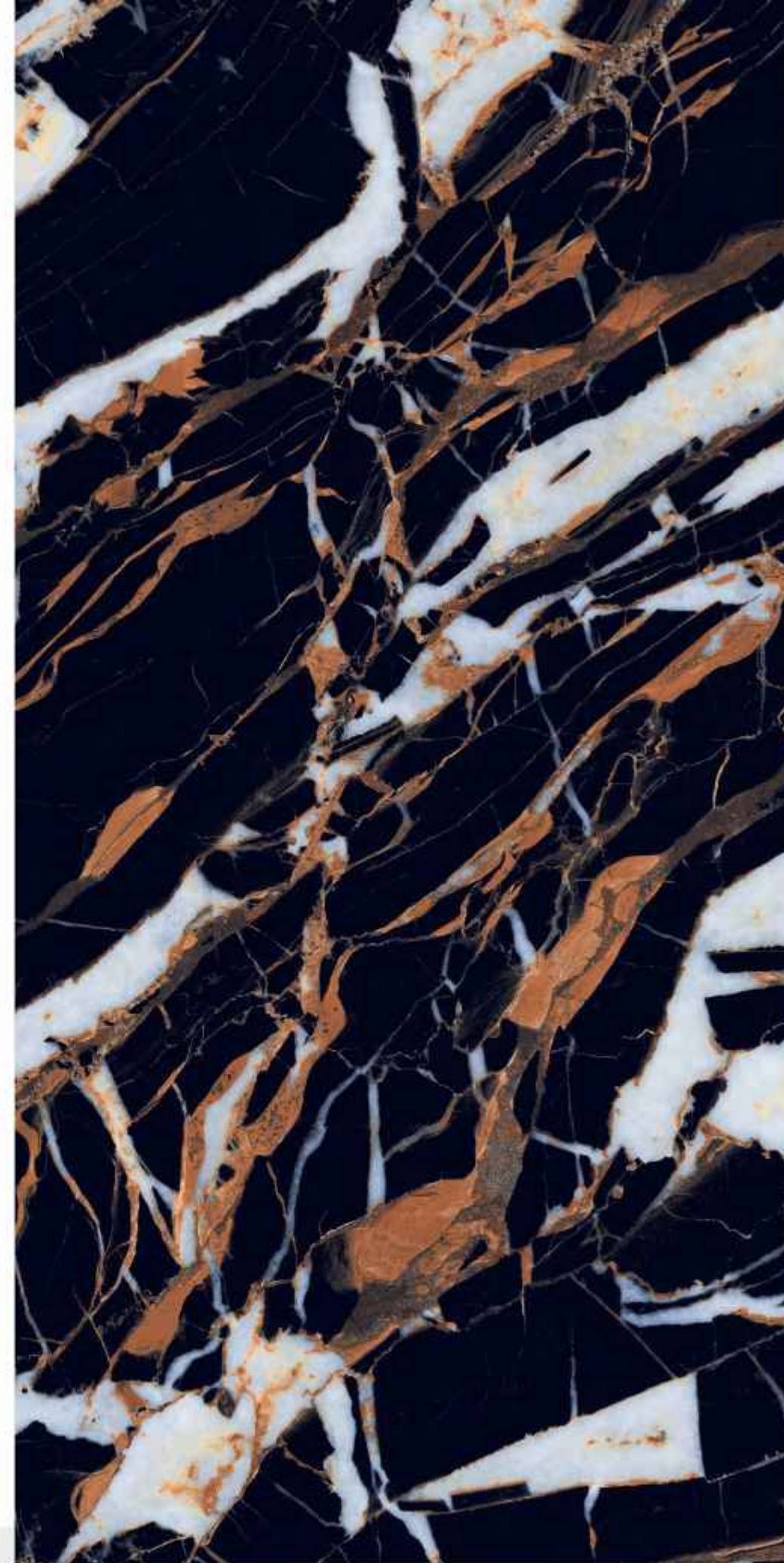

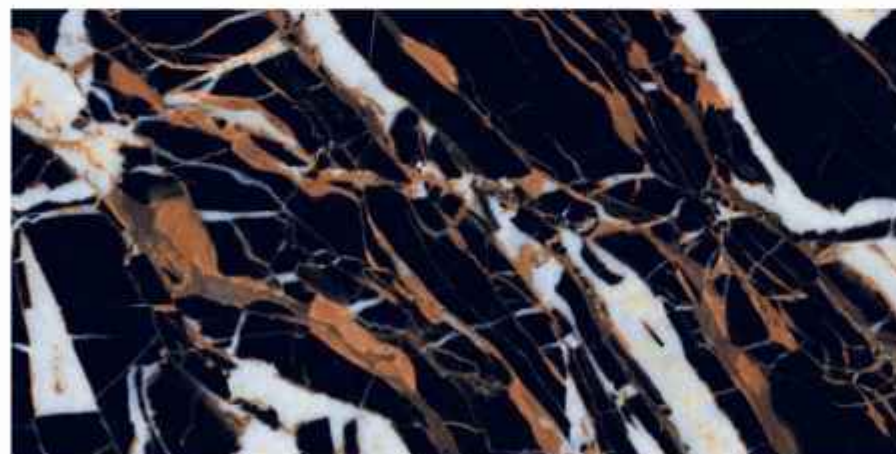
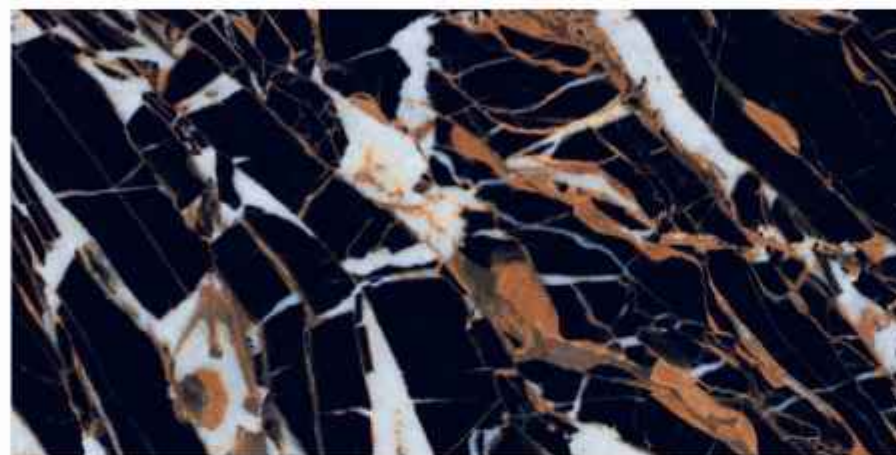
BRUNO BLACK /

CASTNO BLACK

SURFACE :
HIGH GLOSS

SIZE :
600X1200MM

THICKNESS :
9MM



Fire
reaction



Chemical
resistance



Water
absorption



Frost
resistance



Linear thermal
expansion



Stain
resistance



Modulus
of rupture

CRYSTAL BLACK

SURFACE :
HIGH GLOSS

SIZE :
600X1200MM

THICKNESS :
9MM



Fire
reaction



Chemical
resistance



Water
absorption



Frost
resistance



Linear thermal
expansion



Stain
resistance



Modulus
of rupture

DENMARK BLUE

SURFACE :
HIGH GLOSS

SIZE :
600X1200MM

THICKNESS :
9MM



Fire
reaction



Chemical
resistance



Water
absorption



Frost
resistance



Linear thermal
expansion



Stain
resistance



Modulus
of rupture



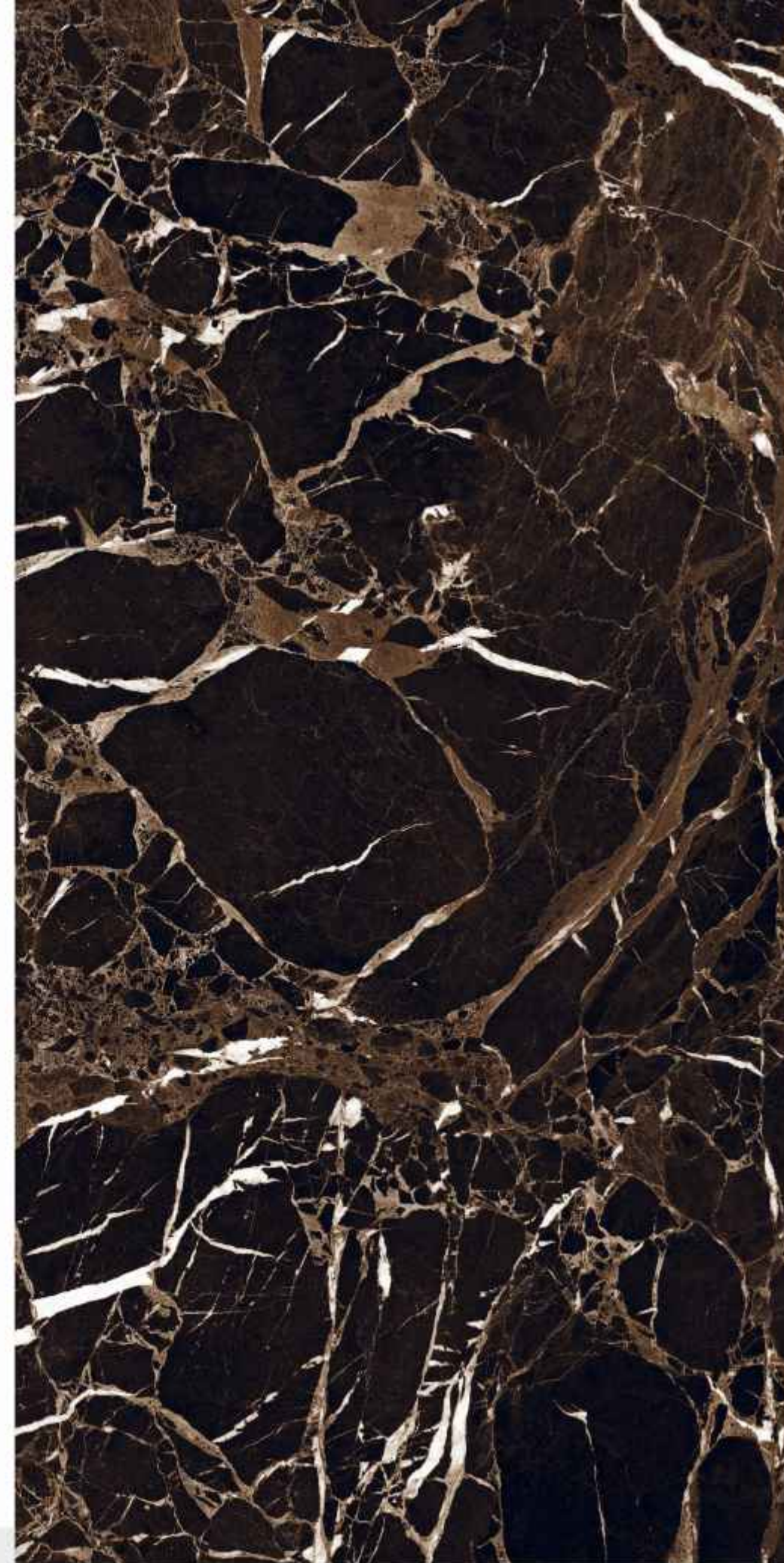
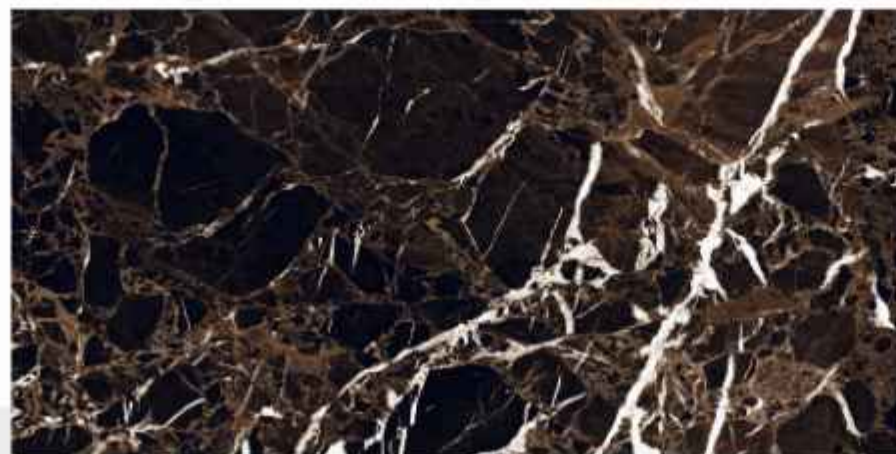
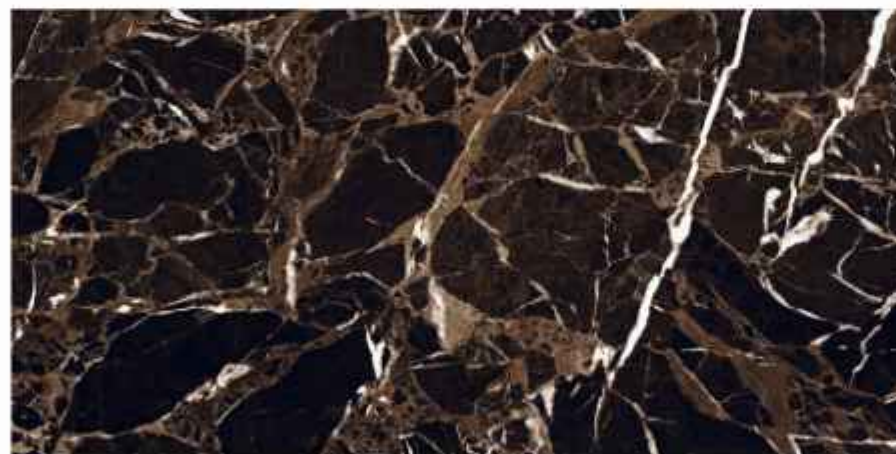

DENMARK BLUE /

DENMARK COFFEE

SURFACE :
HIGH GLOSS

SIZE :
600X1200MM

THICKNESS :
9MM



Fire
reaction



Chemical
resistance



Water
absorption



Frost
resistance



Linear thermal
expansion



Stain
resistance





Modulus
of rupture

FLURRY ART

SURFACE :
HIGH GLOSS

SIZE :
600X1200MM

THICKNESS :
9MM



Fire
reaction



Chemical
resistance



Water
absorption



Frost
resistance



Linear thermal
expansion



Stain
resistance



Modulus
of rupture

EMPRADOR BLUE

SURFACE :
HIGH GLOSS

SIZE :
600X1200MM

THICKNESS :
9MM



Fire
reaction



Chemical
resistance



Water
absorption



Frost
resistance



Linear thermal
expansion



Stain
resistance



Modulus
of rupture



EMPRADOR BLUE /

HARMONEY CHOCO

SURFACE :
HIGH GLOSS

SIZE :
600X1200MM

THICKNESS :
9MM



Fire
reaction



Chemical
resistance



Water
absorption



Frost
resistance



Linear thermal
expansion



Stain
resistance




Modulus
of rupture

IMPRESS VINTAGE

SURFACE :
HIGH GLOSS

SIZE :
600X1200MM

THICKNESS :
9MM



Fire
reaction



Chemical
resistance



Water
absorption



Frost
resistance



Linear thermal
expansion



Stain
resistance





Modulus
of rupture

EMPRADOR GOLD

SURFACE :
HIGH GLOSS

SIZE :
600X1200MM

THICKNESS :
9MM



Fire
reaction



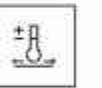
Chemical
resistance



Water
absorption



Frost
resistance



Linear thermal
expansion



Stain
resistance



Modulus
of rupture




EMPRADOR GOLD /

INFINITY WHITE

SURFACE :
HIGH GLOSS

SIZE :
600X1200MM

THICKNESS :
9MM



Fire
reaction



Chemical
resistance



Water
absorption



Frost
resistance



Linear thermal
expansion



Stain
resistance







Modulus
of rupture

LOMBARDIIA BLACK

SURFACE :
HIGH GLOSS

SIZE :
600X1200MM

THICKNESS :
9MM



Fire
reaction



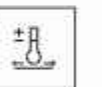
Chemical
resistance



Water
absorption



Frost
resistance



Linear thermal
expansion



Stain
resistance



Modulus
of rupture

GALAXY BLACK

SURFACE :
HIGH GLOSS

SIZE :
600X1200MM

THICKNESS :
9MM



Fire
reaction



Chemical
resistance



Water
absorption



Frost
resistance




Linear thermal
expansion



Stain
resistance



Modulus
of rupture




GALAXY BLACK /

MARQUINA BLACK

SURFACE :
HIGH GLOSS

SIZE :
600X1200MM

THICKNESS :
9MM



Fire
reaction



Chemical
resistance



Water
absorption



Frost
resistance



Linear thermal
expansion



Stain
resistance



Modulus
of rupture

LUMINO CHOCO

SURFACE :
HIGH GLOSS

SIZE :
600X1200MM

THICKNESS :
9MM



Fire
reaction



Chemical
resistance



Water
absorption



Frost
resistance



Linear thermal
expansion



Stain
resistance



Modulus
of rupture

GRANITE BLUE

SURFACE :
HIGH GLOSS

SIZE :
600X1200MM

THICKNESS :
9MM



Fire
reaction



Chemical
resistance



Water
absorption



Frost
resistance




Linear thermal
expansion



Stain
resistance



Modulus
of rupture



GRANITE BLUE /

MIDAS BLACK

SURFACE :
HIGH GLOSS

SIZE :
600X1200MM

THICKNESS :
9MM



Fire
reaction



Chemical
resistance



Water
absorption



Frost
resistance



Linear thermal
expansion



Stain
resistance



Modulus
of rupture

MIDAS CHOCO

SURFACE :
HIGH GLOSS

SIZE :
600X1200MM

THICKNESS :
9MM



Fire
reaction



Chemical
resistance



Water
absorption



Frost
resistance



Linear thermal
expansion



Stain
resistance



Modulus
of rupture

GRANITE BROWN

SURFACE :
HIGH GLOSS

SIZE :
600X1200MM

THICKNESS :
9MM



Fire
reaction



Chemical
resistance



Water
absorption



Frost
resistance



Linear thermal
expansion



Stain
resistance



Modulus
of rupture





GRANITE BROWN /

MIRAGE BLACK

SURFACE :
HIGH GLOSS

SIZE :
600X1200MM

THICKNESS :
9MM



Fire
reaction



Chemical
resistance



Water
absorption



Frost
resistance



Linear thermal
expansion



Stain
resistance



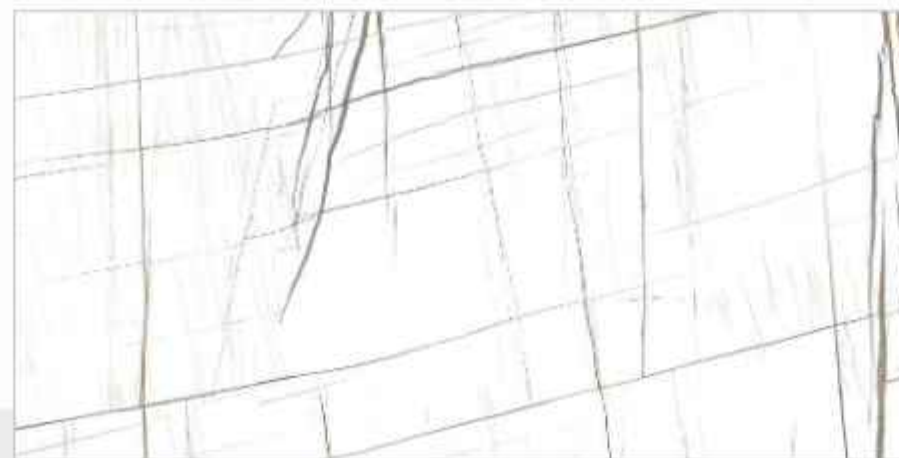
Modulus
of rupture

MIRAGE WHITE

SURFACE :
HIGH GLOSS

SIZE :
600X1200MM

THICKNESS :
9MM



Fire
reaction



Chemical
resistance



Water
absorption



Frost
resistance



Linear thermal
expansion



Stain
resistance



Modulus
of rupture

MEGMA BLACK

SURFACE :
HIGH GLOSS

SIZE :
600X1200MM

THICKNESS :
9MM



Fire
reaction



Chemical
resistance



Water
absorption



Frost
resistance



Linear thermal
expansion



Stain
resistance



Modulus
of rupture





MEGMA BLACK /

MOSCATO BLUE

SURFACE :
HIGH GLOSS

SIZE :
600X1200MM

THICKNESS :
9MM



Fire
reaction



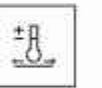
Chemical
resistance



Water
absorption



Frost
resistance



Linear thermal
expansion



Stain
resistance




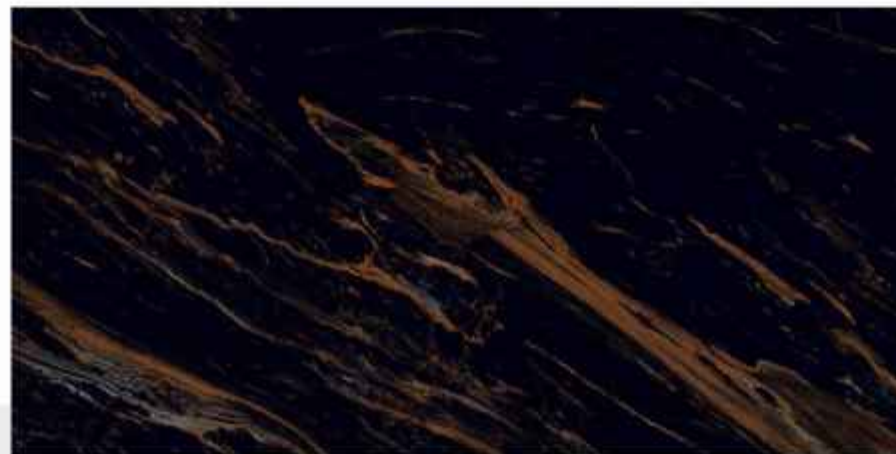

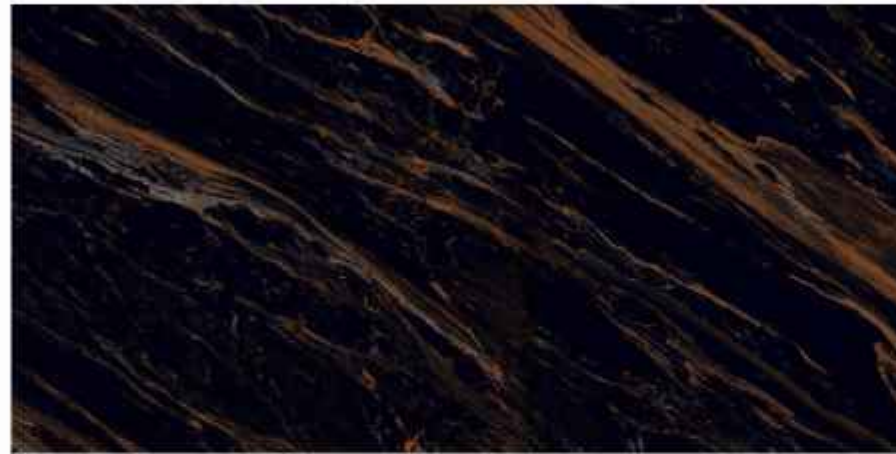
Modulus
of rupture

NESTO BLACK

SURFACE :
HIGH GLOSS

SIZE :
600X1200MM

THICKNESS :
9MM



Fire
reaction



Chemical
resistance



Water
absorption



Frost
resistance



Linear thermal
expansion



Stain
resistance






Modulus
of rupture

MONTANO BLACK

SURFACE :
HIGH GLOSS

SIZE :
600X1200MM

THICKNESS :
9MM



Fire
reaction



Chemical
resistance



Water
absorption



Frost
resistance



Linear thermal
expansion



Stain
resistance



Modulus
of rupture



MONTANO BLACK /

PORTORO BLACK

SURFACE :
HIGH GLOSS

SIZE :
600X1200MM

THICKNESS :
9MM



Fire
reaction



Chemical
resistance



Water
absorption



Frost
resistance



Linear thermal
expansion



Stain
resistance




Modulus
of rupture

PORTORO NATURAL

SURFACE :
HIGH GLOSS

SIZE :
600X1200MM

THICKNESS :
9MM



Fire
reaction



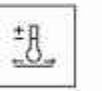
Chemical
resistance



Water
absorption



Frost
resistance



Linear thermal
expansion



Stain
resistance




Modulus
of rupture

MORRIS WHITE

SURFACE :
HIGH GLOSS

SIZE :
600X1200MM

THICKNESS :
9MM



Fire
reaction



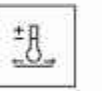
Chemical
resistance



Water
absorption



Frost
resistance



Linear thermal
expansion



Stain
resistance



Modulus
of rupture



Mountain Guide
AESTHETE
SAGITTARIUS
PISCES
LEO
CAPRICORN
ARIES

Interior design
Mountain Guide
AESTHETE
PISCES




MORRIS WHITE /

PORTORO WHITE

SURFACE :
HIGH GLOSS

SIZE :
600X1200MM

THICKNESS :
9MM



Fire
reaction



Chemical
resistance



Water
absorption



Frost
resistance



Linear thermal
expansion



Stain
resistance



Modulus
of rupture

RAINBOW BLUE

SURFACE :
HIGH GLOSS

SIZE :
600X1200MM

THICKNESS :
9MM



Fire
reaction



Chemical
resistance



Water
absorption



Frost
resistance



Linear thermal
expansion



Stain
resistance



Modulus
of rupture

PANDA WHITE

SURFACE :
HIGH GLOSS

SIZE :
600X1200MM

THICKNESS :
9MM



Fire
reaction



Chemical
resistance



Water
absorption



Frost
resistance



Linear thermal
expansion



Stain
resistance



Modulus
of rupture




PANDA WHITE /

ROBIN BLACK

SURFACE :
HIGH GLOSS

SIZE :
600X1200MM

THICKNESS :
9MM



Fire
reaction



Chemical
resistance



Water
absorption



Frost
resistance



Linear thermal
expansion



Stain
resistance



Modulus
of rupture

SILVER PORTORO

SURFACE :
HIGH GLOSS

SIZE :
600X1200MM

THICKNESS :
9MM



Fire
reaction



Chemical
resistance



Water
absorption



Frost
resistance



Linear thermal
expansion



Stain
resistance



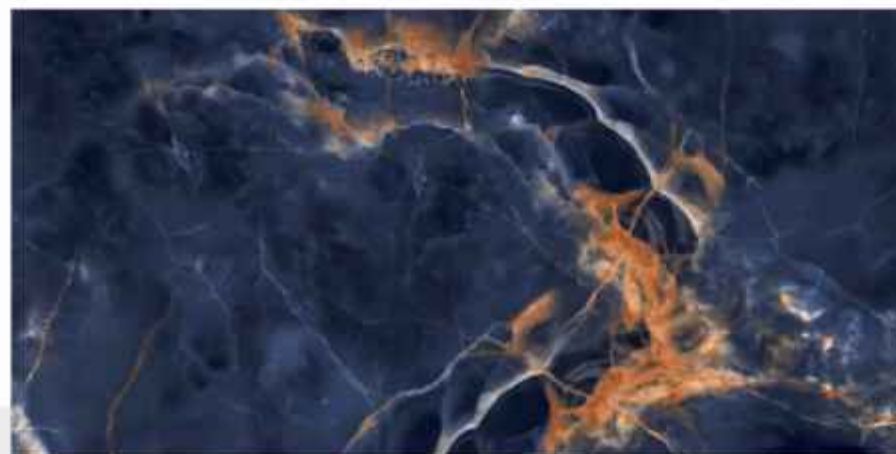

Modulus
of rupture

PARDISO BLUE

SURFACE :
HIGH GLOSS

SIZE :
600X1200MM

THICKNESS :
9MM



Fire
reaction



Chemical
resistance



Water
absorption



Frost
resistance



Linear thermal
expansion



Stain
resistance



Modulus
of rupture



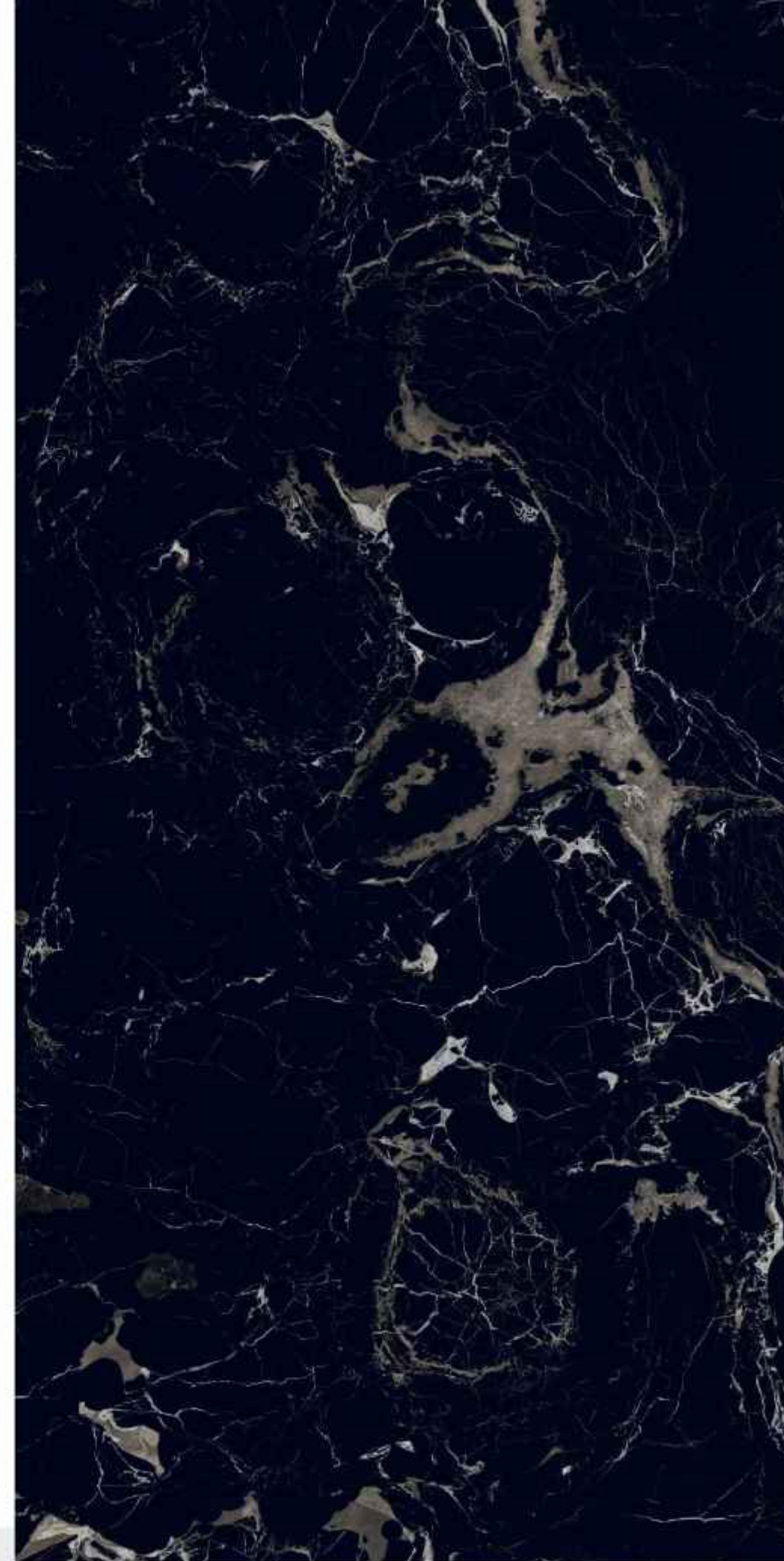
PARDISO BLUE /

SPIDER BLECK

SURFACE :
HIGH GLOSS

SIZE :
600X1200MM

THICKNESS :
9MM



Fire
reaction



Chemical
resistance



Water
absorption



Frost
resistance



Linear thermal
expansion



Stain
resistance




Modulus
of rupture

TAIZ MERRON

SURFACE :
HIGH GLOSS

SIZE :
600X1200MM

THICKNESS :
9MM



Fire
reaction



Chemical
resistance



Water
absorption



Frost
resistance



Linear thermal
expansion



Stain
resistance




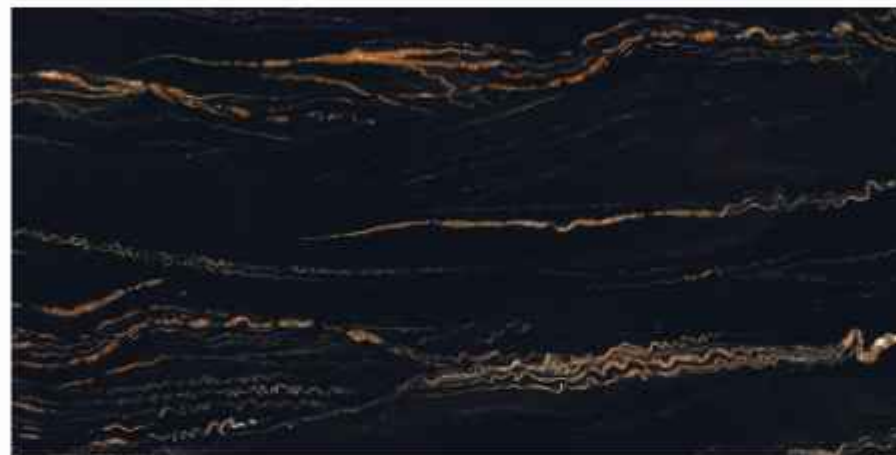
Modulus
of rupture

TIGER BLACK

SURFACE :
HIGH GLOSS

SIZE :
600X1200MM

THICKNESS :
9MM



Fire
reaction



Chemical
resistance



Water
absorption



Frost
resistance



Linear thermal
expansion



Stain
resistance



Modulus
of rupture



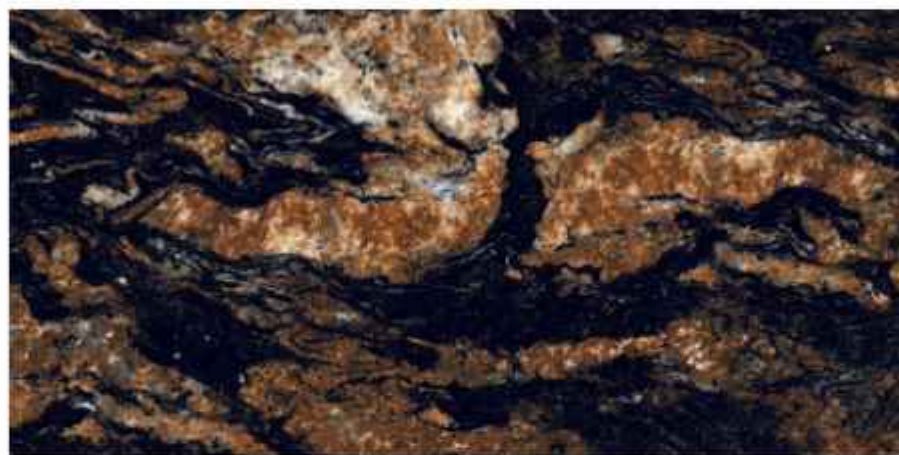
TIGER BLACK /

VICTORIA BLACK

SURFACE :
HIGH GLOSS

SIZE :
600X1200MM

THICKNESS :
9MM



Fire
reaction



Chemical
resistance



Water
absorption



Frost
resistance



Linear thermal
expansion



Stain
resistance



Modulus
of rupture



VICTORIA BLACK /



RANIBA

— INTERNATIONAL PVT. LTD. —

The Treasury of Royalty

